

Commercial

Style	Envelope Size	Style
#6¼	3½" x 6"	#9
#6¾	3⅝" x 6½"	#10
#7	3¾" x 6¾"	#11
#7¼	3⅞" x 7½"	#12
#8½	3⅞" x 8⅝"	#14

Social & Baronial

Style	Envelope Size	Style
4 Baronial	3⅝" x 5⅝"	Belmont
5 Baronial	4⅞" x 5½"	6 Baronial
Astor	3⅝" x 5⅝"	Lee
5½ Baronial	4⅞" x 5¾"	

Open End Catalog

Style	Envelope Size	Style
#7 Glove	4" x 6¾"	#12½ Catalog
#1 Scarf	4⅝" x 6¾"	#13½ Catalog
#3 Scarf	5" x 7½"	#14½ Catalog
#6 Scarf	5½" x 8¼"	#15 Catalog
#1 Catalog	6" x 9"	#15½ Catalog
#1¼ Catalog	6½" x 9⅝"	#10 Policy
#3 Catalog	7" x 10"	#11 Policy
#6 Catalog	7½" x 10½"	#12 Policy
#9¾ Catalog	8¾" x 11¼"	#14 Policy
#10½ Catalog	9" x 12"	

Open Side Booklet

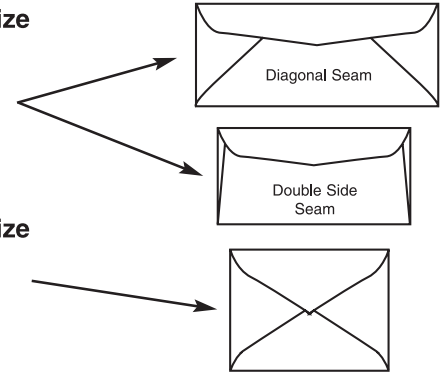
Style	Envelope Size	Style
#3	4¾" x 6½"	#7½
#5	5½" x 8⅝"	#9
#6	5¾" x 8⅝"	#9½
#6½	6" x 9"	#10
#6¾	6½" x 9½"	#13
#7¼	7" x 10"	

Announcements

Styles	Envelope Size	Sheet (Flat Sizes)
A2 (Square Flap)	4¾" x 5¾"	8½" x 11"
A6 (Square Flap)	4¾" x 6½"	9" x 12½"
A7 (Square Flap)	5¼" x 7¼"	10" x 14"
A8 (Square Flap)	5½" x 8⅝"	10½" x 15½"
A10 (Square Flap)	6" x 9½"	11½" x 18½"
Slimline (Square Flap)	3⅞" x 8⅝"	7½" x 17¼"

Envelope Size

- 3⅞" x 8⅝"
- 4⅞" x 9½"
- 4½" x 10⅝"
- 4¾" x 11"
- 5" x 11½"

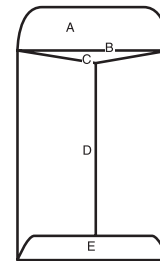


Envelope Size

- 4¼" x 6¼"
- 4¾" x 6½"
- 5¼" x 7¼"

Envelope Size

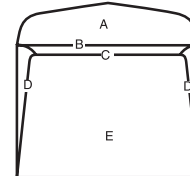
- 9½" x 12½"
- 10" x 13"
- 11½" x 14½"
- 10" x 15"
- 12" x 15½"
- 4⅞" x 9½"
- 4½" x 10⅝"
- 4¾" x 11"
- 5" x 11½"



OPEN END
A. Seal Flap Length
B. Seal Flap Scores
C. Throat
D. Center Seam
E. Bottom Seam

Envelope Size

- 7½" x 10½"
- 8¾" x 11½"
- 9" x 12"
- 9½" x 12⅝"
- 10" x 13"



OPEN SIDE
A. Seal Flap Length
B. Seal Flap Scores
C. Throat
D. Side Seam
E. Back

Narrowfold Card (Flat Sizes)

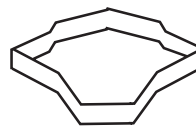
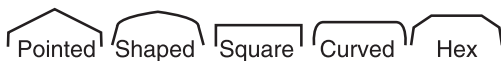
- 4¼" x 11"
- 4½" x 12½"
- 5" x 14"
- 5¼" x 15½"
- 5¾" x 18½"
- 3¾" x 17¼"

Broadfold Card (Flat Sizes)

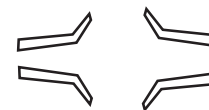
- 5½" x 8½"
- 6¼" x 9"
- 7" x 10"
- 7¾" x 10½"
- 9¼" x 11½"
- 7½" x 8⅝"



Flap Styles



CUTTING TERMS
HIGH DIE: a formed steel die shaped to one particular size and envelope only.



ADJUSTABLE BLADE: sheets are squared to exact envelope dimensions and corners are cut away to form envelope shapes. Corners are square.